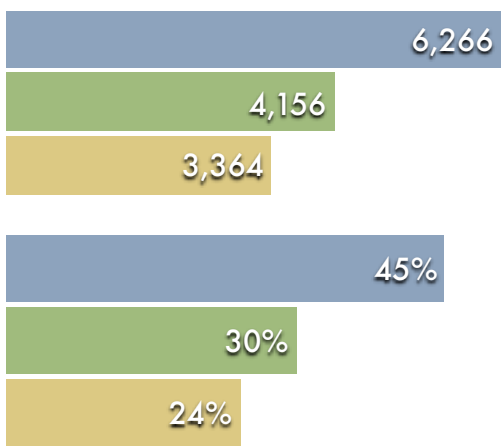
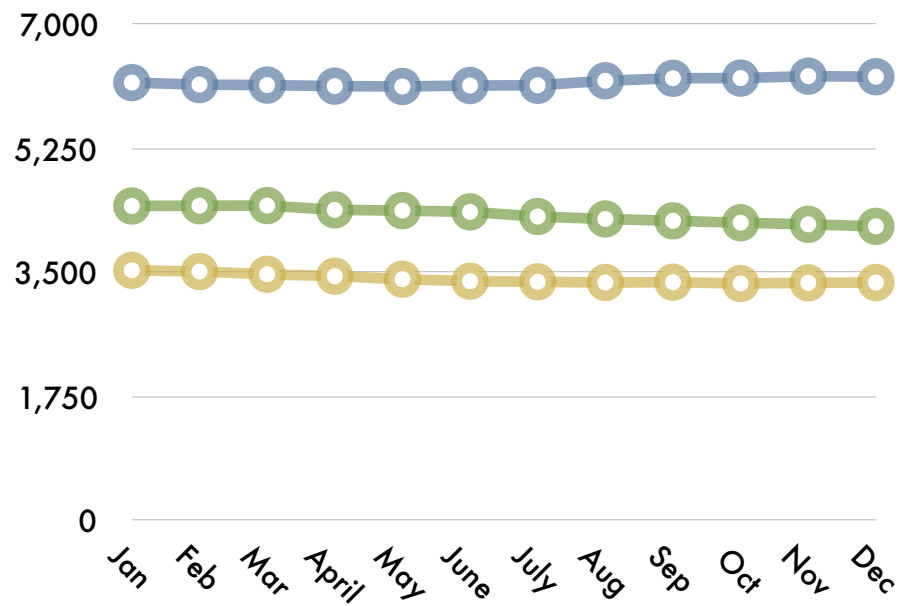


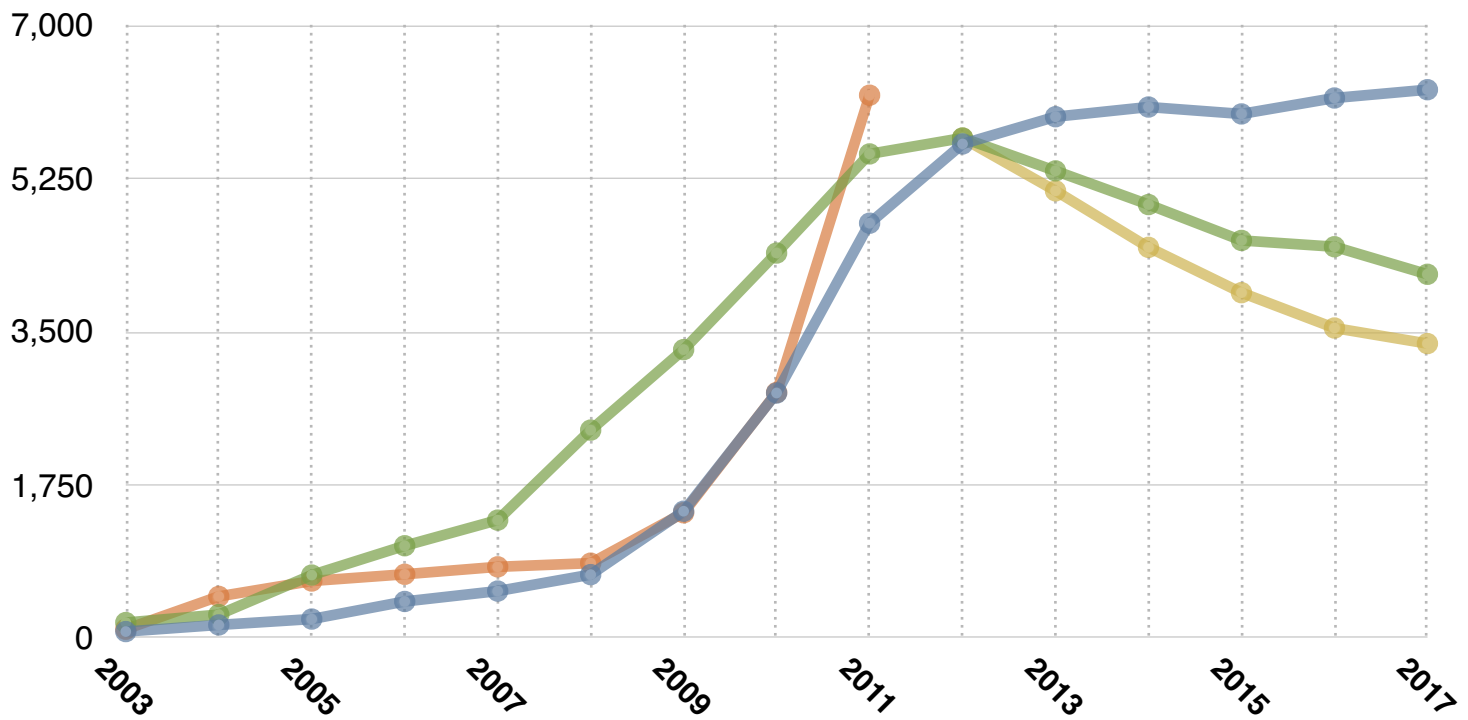
YTD 2017 Enrollment



2017 Enrollment



2003-2017 Enrollment



2003-2017 Enrollment

Years	AmidaCare	MetroPlus	VNSNY SH	NYPS SH	Total
2003	72	175	99		346
2004	148	266	474		888
2005	215	718	650		1,583
2006	416	1,053	727		2,196
2007	535	1,346	812		2,693
2008	723	2,375	854		3,952
2009	1,448	3,295	1,430		6,173
2010	2,799	4,399	2,805		10,003
2011	4,740	5,532	6,203		16,475
2012	5,646	5,714	5,712		17,072
2013	5,957	5,338	5,110		16,405
2014	6,068	4,953	4,464		15,485
2015	5,989	4,543	3,946		14,478
2016	6,171	4,471	3,542		14,184
2017	6,266	4,156	3,364		13,786

2017 Year to Date Enrollment

	AmidaCare	MetroPlus	VNSNY SH	Total
Jan	6,183	4,443	3,536	14,162
Feb	6,155	4,447	3,519	14,121
Mar	6,148	4,449	3,480	14,077
April	6,133	4,388	3,453	13,974
May	6,128	4,378	3,411	13,917
June	6,142	4,360	3,382	13,884
July	6,145	4,294	3,374	13,813
Aug	6,209	4,260	3,364	13,833
Sep	6,244	4,234	3,368	13,846
Oct	6,247	4,207	3,350	13,804
Nov	6,274	4,184	3,359	13,817
Dec	6,266	4,156	3,364	13,786

Statistics extracted from the NYSDOH Monthly Medicaid Managed Care Enrollment Report available here: [http://www.health.state.ny.us/health\\_care/managed\\_care/reports/enrollment/monthly/index.htm](http://www.health.state.ny.us/health_care/managed_care/reports/enrollment/monthly/index.htm).