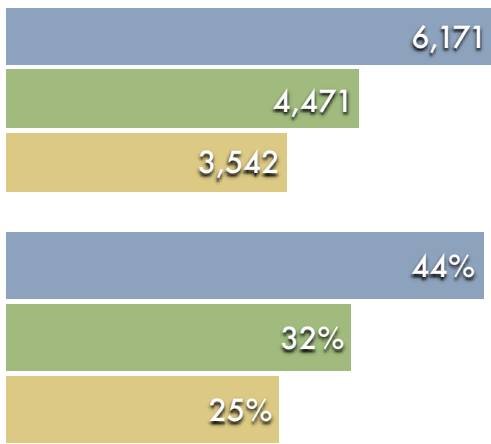
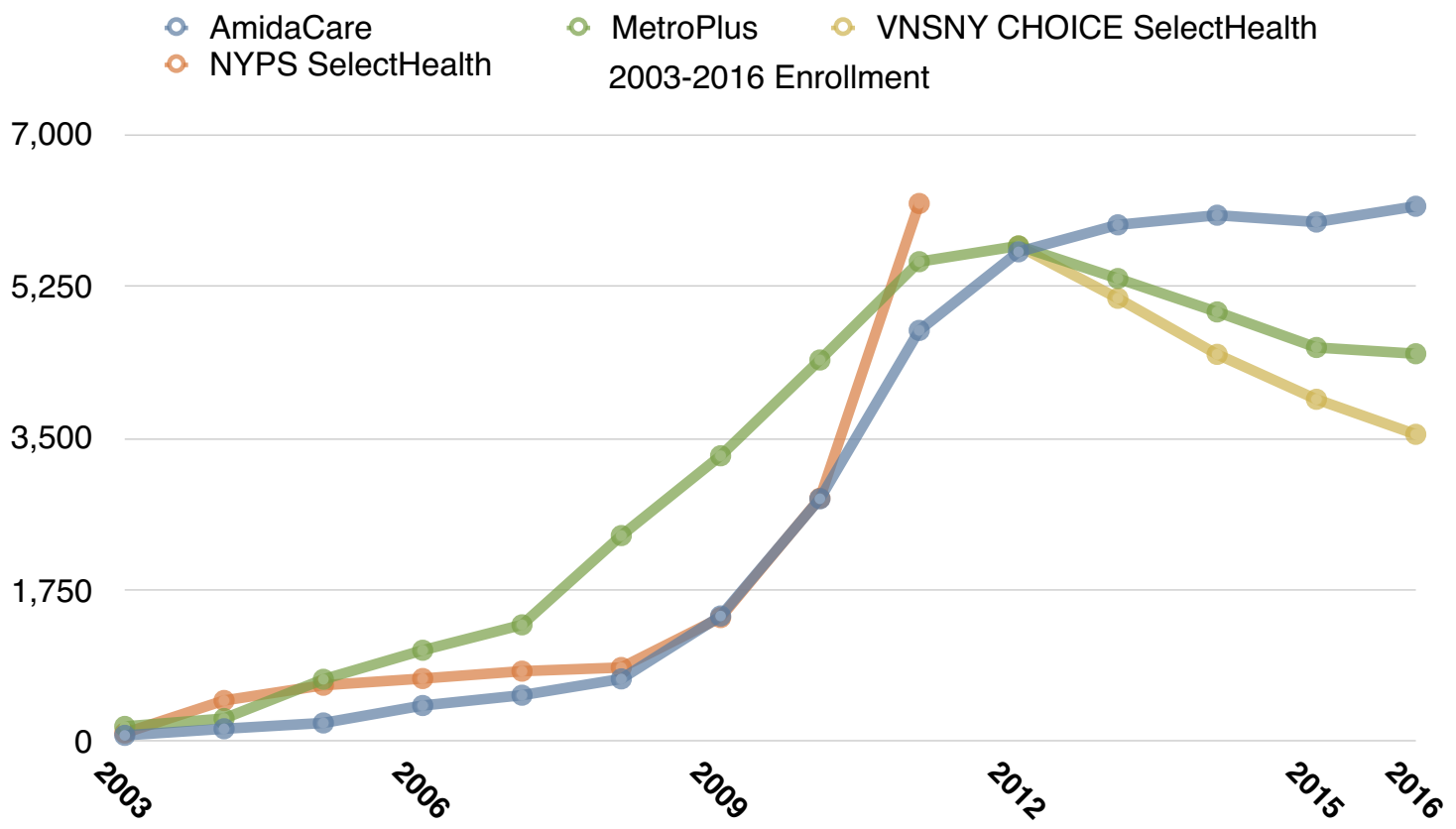
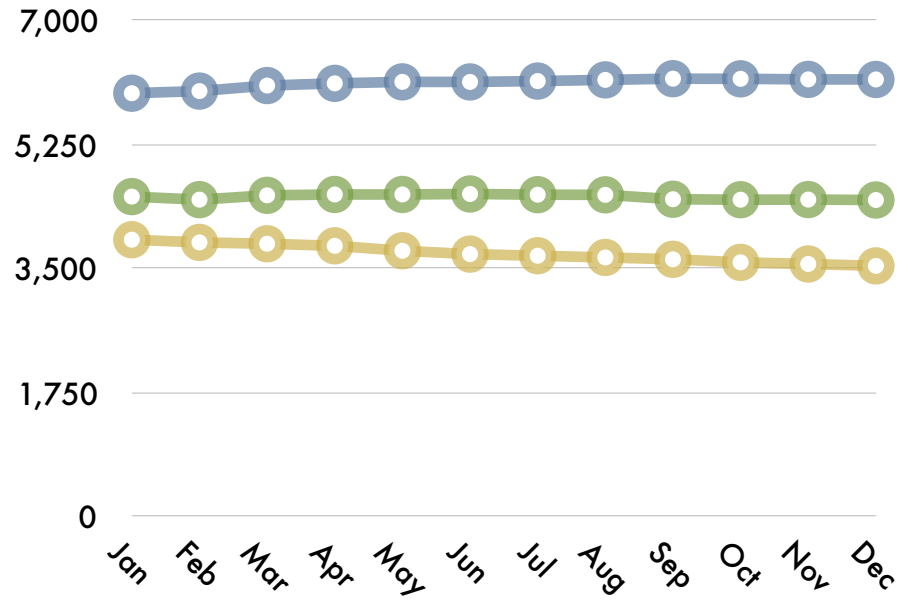


Dec 2016 Enrollment



2016 Enrollment



2003-2016 Enrollment

| Years | AmidaCare | MetroPlus | VNSNY SH | NYPS SH | Total |
|-------|-----------|-----------|----------|---------|--------|
| 2003 | 72 | 175 | | 99 | 346 |
| 2004 | 148 | 266 | | 474 | 888 |
| 2005 | 215 | 718 | | 650 | 1,583 |
| 2006 | 416 | 1,053 | | 727 | 2,196 |
| 2007 | 535 | 1,346 | | 812 | 2,693 |
| 2008 | 723 | 2,375 | | 854 | 3,952 |
| 2009 | 1,448 | 3,295 | | 1,430 | 6,173 |
| 2010 | 2,799 | 4,399 | | 2,805 | 10,003 |
| 2011 | 4,740 | 5,532 | | 6,203 | 16,475 |
| 2012 | 5,646 | 5,714 | 5,712 | | 17,072 |
| 2013 | 5,957 | 5,338 | 5,110 | | 16,405 |
| 2014 | 6,068 | 4,953 | 4,464 | | 15,485 |
| 2015 | 5,989 | 4,543 | 3,946 | | 14,478 |
| 2016 | 6,171 | 4,471 | 3,542 | | 14,184 |

2016 Year to Date Enrollment

| | AmidaCare | MetroPlus | VNSNY SH | Total |
|-----|-----------|-----------|----------|--------|
| Jan | 5,977 | 4,519 | 3,911 | 14,407 |
| Feb | 6,007 | 4,476 | 3,873 | 14,356 |
| Mar | 6,085 | 4,537 | 3,854 | 14,476 |
| Apr | 6,116 | 4,549 | 3,825 | 14,490 |
| May | 6,137 | 4,549 | 3,755 | 14,441 |
| Jun | 6,136 | 4,556 | 3,708 | 14,400 |
| Jul | 6,148 | 4,546 | 3,685 | 14,379 |
| Aug | 6,165 | 4,544 | 3,661 | 14,370 |
| Sep | 6,182 | 4,482 | 3,635 | 14,299 |
| Oct | 6,180 | 4,475 | 3,592 | 14,247 |
| Nov | 6,172 | 4,477 | 3,569 | 14,218 |
| Dec | 6,171 | 4,471 | 3,542 | 14,184 |

Statistics extracted from the NYSDOH Monthly Medicaid Managed Care Enrollment Report available here: http://www.health.state.ny.us/health_care/managed_care/reports/enrollment/monthly/index.htm.